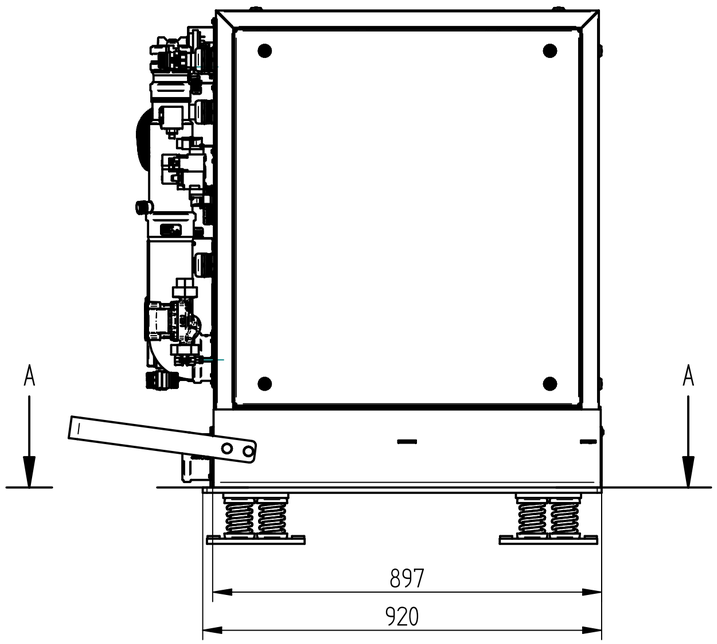

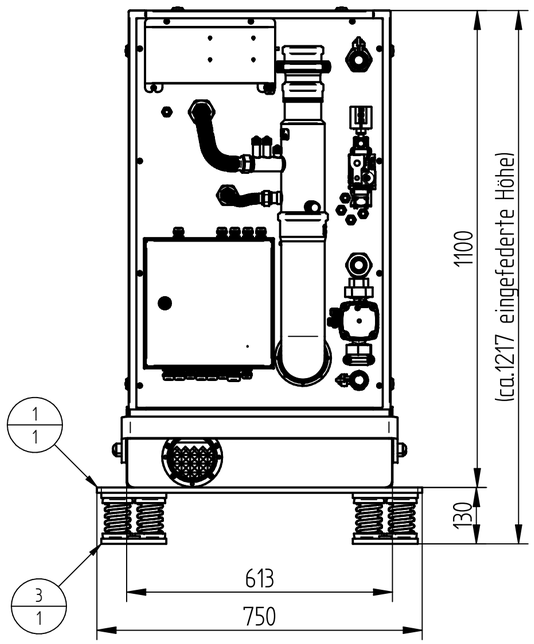

detail B
1:5

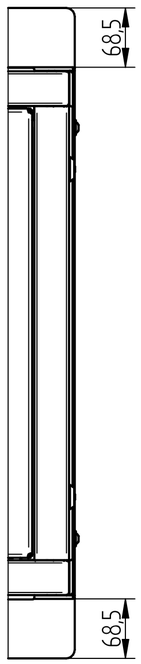

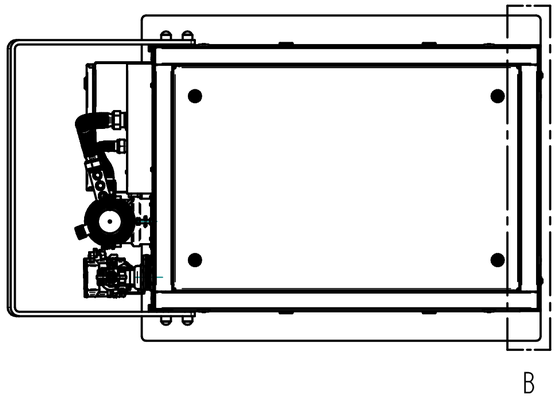

detail C
1:1



Schnitt A-A

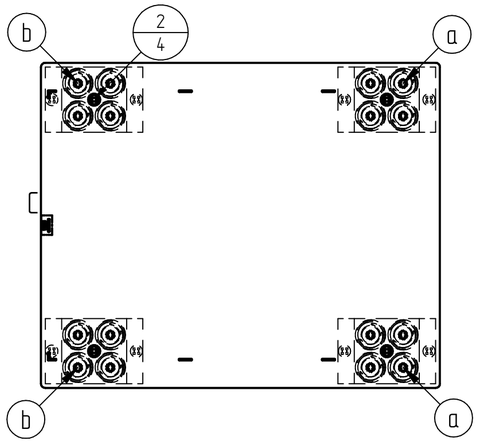

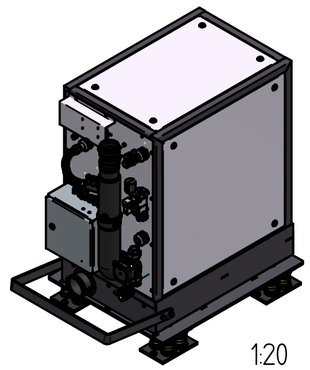

BHKW vorne bündig und mittig auf Schwingungsdämpfungsplatte ausrichten.
a = Federblockelement 3150413 = Front
b = Federblockelement 3150414 = Back (siehe Einzelheit C)
Die Befestigung der Federelemente auf dem Fundament erfolgt bauseitig.

Pos.	Art.-Nr.	Rev.	Titel	Stk.
	3241102	01	Positionierung BHKW 2.0 - 5.0 kW (el) auf Schwingungsdämpfungsplatte	
1	3191068		Schwingungsdämpfungsplatte 2.0 - 7.2 kW RAL 7016	1
2	3070459	00	Senkkopfschraube ISO 10642 M12 x 30 8.8 vz	4
3	3240614		Federblockelemente-Satz 2.0-7.2 kW (el)	1

ATTENTION!
Unwinding data is for information purposes only! Information on outer dimensions and bending allowances do not dismiss the checker from inspection!

ind.	modification	date	name

Tolerances according:
weight: 496,0kg
scale: 1:10
particularity:
material:
title: Positionierung BHKW 2.0 - 5.0 kW (el) auf Schwingungsdämpfungsplatte

This drawing must not be copied, forwarded, reproduced or otherwise used in any other way.

part number: 3241102
raw part number:
sheet: 1
1 sheets

origin:
modification:
current index:
material thickness:
A2